

**For Lots in this plan containing Building Envelopes:**

The building envelope applies to the ground floor level only and is limited in height to 3-60 metres. Additional setbacks will apply to upper floors in accordance with the Building Regulations 2018.

Garages are to be setback a minimum of 6-50 metres from the Primary Frontage of the allotment.

The building envelope marked thus ★, may have a garage setback a minimum of four (4) metres from the secondary frontage of the allotment.

The building can be built on either side boundary where noted as "0 or 1" on this diagram but must maintain a minimum 1m setback to the opposite boundary.

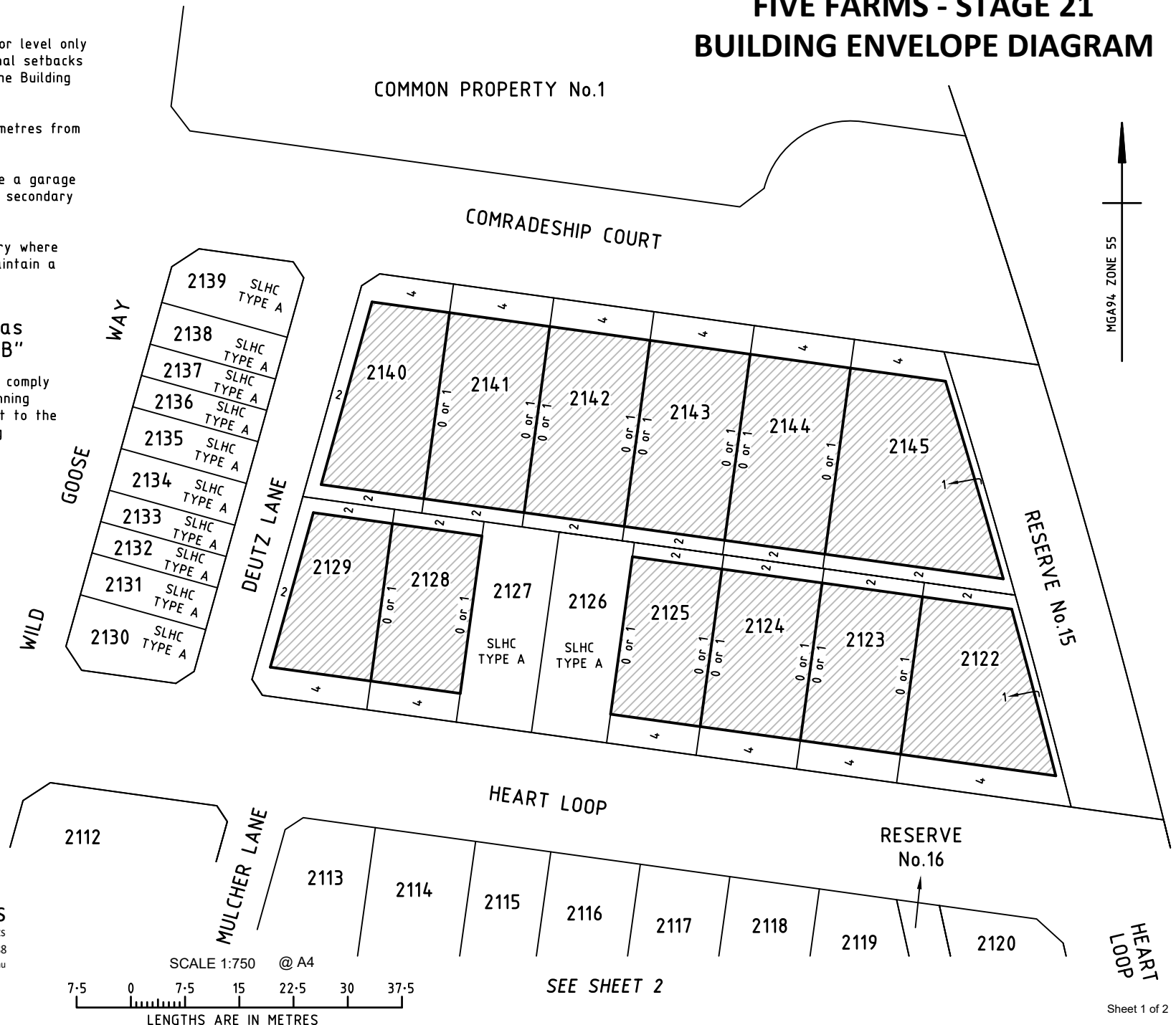
**For Lots in this plan identified as "SLHC TYPE A" or "SLHC TYPE B"**

The construction of one dwelling on a lot must comply with the Small Lot Housing Code (Victorian Planning Authority, November 2019) incorporated pursuant to the Schedule to Clause 72.04 of the Casey Planning Scheme.

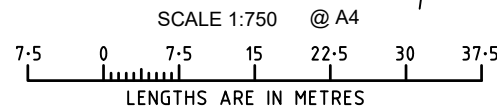
**LEGEND**

 Building Envelope

# FIVE FARMS - STAGE 21 BUILDING ENVELOPE DIAGRAM



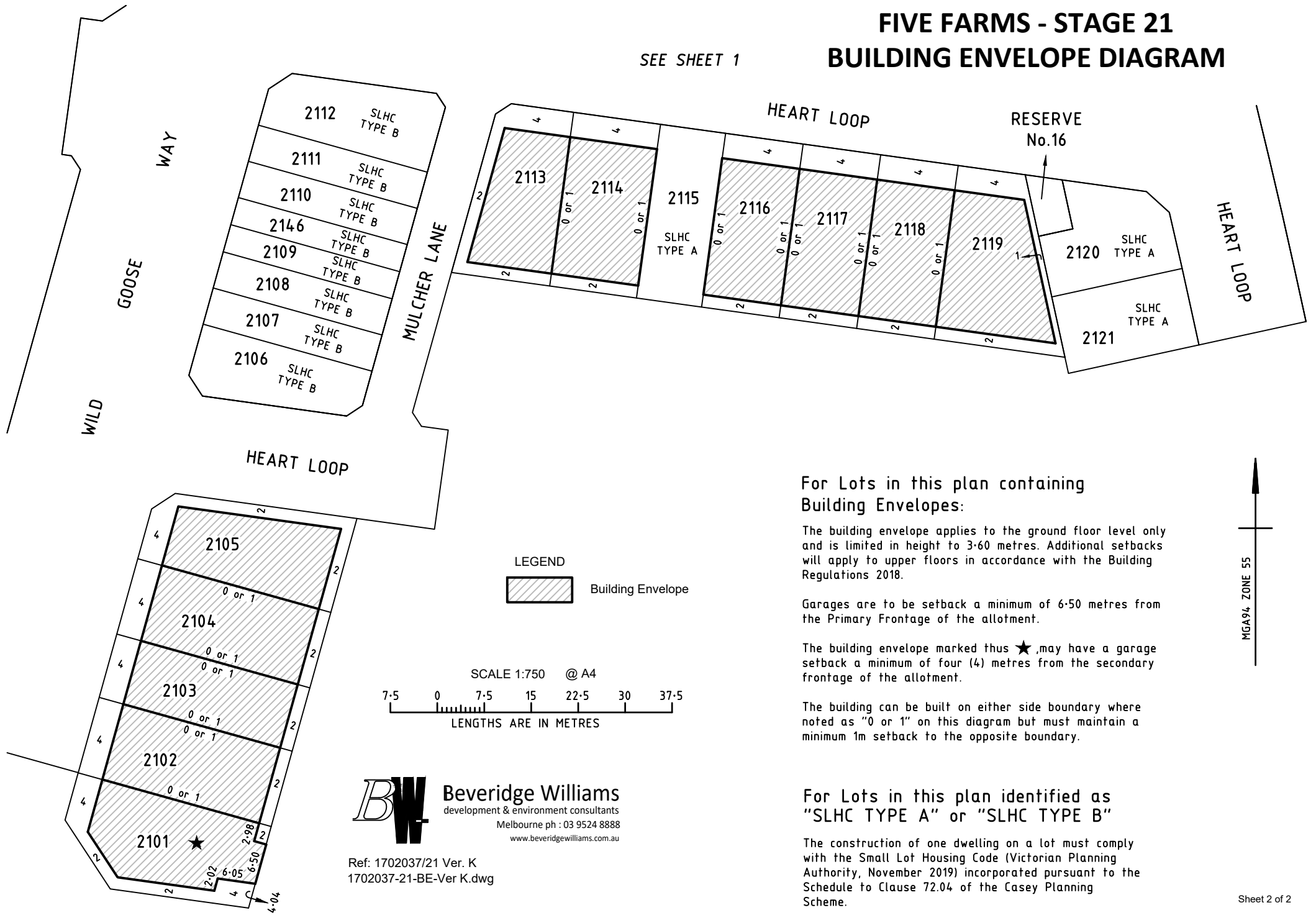
Ref: 1702037/21 Ver. K  
1702037-21-BE-Ver K.dwg



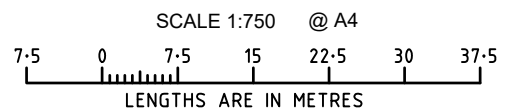
SEE SHEET 2

# FIVE FARMS - STAGE 21 BUILDING ENVELOPE DIAGRAM

SEE SHEET 1



**LEGEND**  
 Building Envelope



**BW** Beveridge Williams  
 development & environment consultants  
 Melbourne ph : 03 9524 8888  
 www.beveridgewilliams.com.au

Ref: 1702037/21 Ver. K  
 1702037-21-BE-Ver K.dwg

### For Lots in this plan containing Building Envelopes:

The building envelope applies to the ground floor level only and is limited in height to 3.60 metres. Additional setbacks will apply to upper floors in accordance with the Building Regulations 2018.

Garages are to be setback a minimum of 6.50 metres from the Primary Frontage of the allotment.

The building envelope marked thus ★, may have a garage setback a minimum of four (4) metres from the secondary frontage of the allotment.

The building can be built on either side boundary where noted as "0 or 1" on this diagram but must maintain a minimum 1m setback to the opposite boundary.

### For Lots in this plan identified as "SLHC TYPE A" or "SLHC TYPE B"

The construction of one dwelling on a lot must comply with the Small Lot Housing Code (Victorian Planning Authority, November 2019) incorporated pursuant to the Schedule to Clause 72.04 of the Casey Planning Scheme.

