

Detailed Area Plan R-Code Variation

The District Town Planning Scheme and R-Codes are varied in the following manner:

R-CODING

Density Coding is R20

SCHEME AND RESIDENTIAL DESIGN CODE VARIATIONS

The requirements to consult with adjoining or other land owners to achieve a variation to the R Codes is not required where the design complies with the following standards.

DESIGN ELEMENTS

- All dwellings (including patios, pergolas, shade covers and gazebos) must be located within the building envelopes depicted on the DAP.
- Dwellings must address the Primary Street by way of design, fenestration, entry and must contain major opening(s) to a living area and/or bedroom.
- For lots with multiple street frontage, the dwelling must address the Primary Street, Secondary Street (and/or Laneway where applicable) and truncation(s) through design, fenestration, materials, major opening(s) and/or balconies to provide surveillance and presence to the street.
- At least one balcony greater than 10 m² is to be provided to the Primary Street elevation of each dwelling.
- Balconies with an area of 10 m² or greater may be included as part of the minimum open space requirement equal to the area of that balcony.
- Any exposed parapet wall on a common boundary shall be suitably finished to match the external walls of the dwelling, unless otherwise agreed with the adjoining property owner.

DWELLING SETBACKS

- Setbacks for development shall be in accordance with the following: (Except where noted, all other setbacks shall be in accordance with the R-Codes)
- Setback to the dwelling from the primary street is a minimum of 3m.
- Setback to the dwelling from a secondary street is a minimum of 1m.
- Setback to the dwelling from a laneway is a minimum of 1m.
- A balcony (complying with the specified Design Elements criteria) is permitted to project a maximum of 1m into the primary street minimum setback.
- A nil setback is permitted on the southern lot side boundary (where indicated on the DAP) for a maximum length determined by the required front and rear setbacks.
- Dwelling upper levels shall be setback 3.0m from the southern lot side boundary beyond 15m of the front lot boundary (where indicated on the DAP). Where lot depths do not exceed 30m, the 3m setback is required beyond 50% of the side boundary length (measured from the front boundary).
- A nil setback is permitted for walls on the northern lot side boundary (where indicated on the DAP) for a length up to 15m from the front lot boundary. Where lot depths do not exceed 30m, a nil setback is permitted to a maximum 50% of the length of the boundary measured from the front lot boundary.
- A nil setback will be permitted for one side boundary only. **No combination of nil setbacks will be permitted.**
- Refer to "Typical Setback Illustration" for determining upper and lower level nil setback areas permitted.

DWELLING HEIGHT

- A maximum building height of 2 storeys (+loft) with top of roof pitch at 10m above the finished ground floor level is permitted. Ground level is the first storey.

GARAGES AND VEHICULAR ACCESS

- Designated garage locations on the DAP are mandatory.
- Unless designated, where vehicular access can be obtained via an alternative access to the Primary Street, the garage must be accessed in the following order – Laneway (1st) Secondary Street (2nd) and Primary Street (last).
- The garage shall not dominate the front elevation of the dwelling. To comply with this requirement, the garage shall be setback a minimum of 0.5m behind the proposed dwelling setback. Consideration may be given to other means by which the requirement for the garage not to dominate the front elevation can be achieved.
- A 0.5m minimum garage setback is required to the laneway boundary.
- Development above the garage may overhang the garage setback and extend out to the dwelling building line.
- Garage openings shall be a maximum width of 6m in total.
- Carpools are not permitted.

FENCING

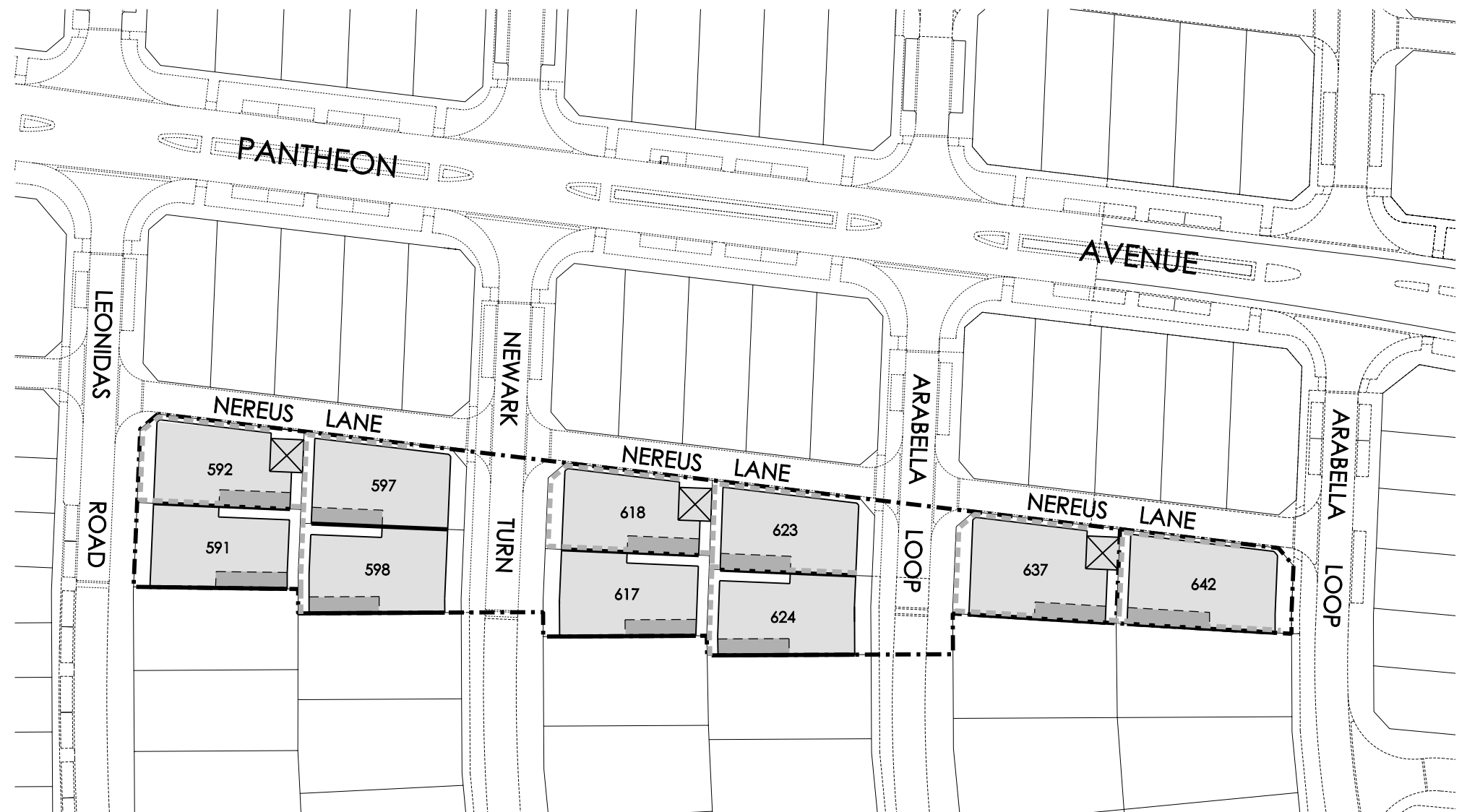
- Any fencing proposed to lot boundaries shall be in accordance with specifications detailed in Port Coogee Guidelines – Appendix C.

FINISHED LOT LEVELS

- Finished ground floor levels must be within 0.5m of the finished design surface of the lot, no brick build-up or additional fill will be permitted for dwelling construction.

RETAINING WALLS

- Construction including load bearing walls on a nil setback must comply with engineering requirements associated with any retaining walls present.
- Dwellings are generally to be setback 1.0m from retaining walls for single storey dwellings and 1.5m to double storey dwellings. Certification for load bearing walls must be obtained from an independent practising Structural Engineer in relation to final dwelling proximity to retaining wall at the time of building license application.



Legend

- EXTENT OF DETAILED AREA PLAN
- Building Envelope (Upper Level)
- Building Envelope (Lower Level)
- ⊗ Designated Garage Location
- - - 3.0m Minimum Setback for Upper Level
- Nil Building Setback
- Retaining Walls

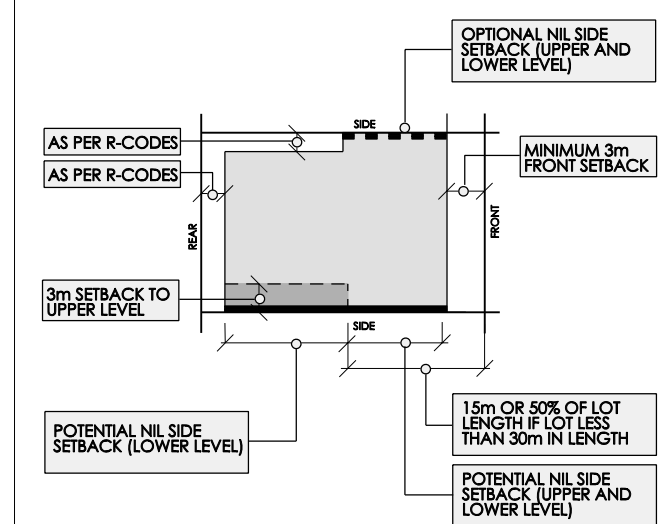
Endorsement Table

This Detailed Area Plan has been adopted by Council and signed by the Principal Planner.

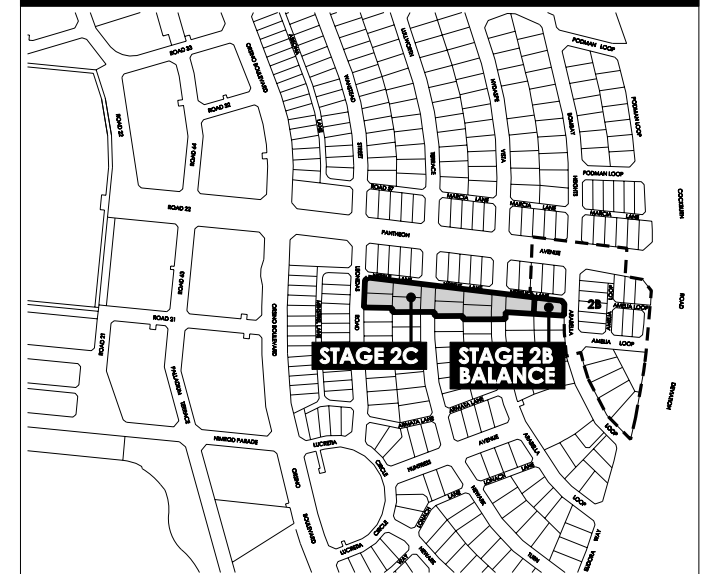
Principal Planner _____

Date _____

Typical Setback Requirements



Location Plan



Detailed Area Plan - Stage 2B Balance & Stage 2C

PORT COOGEE

AN AUSTRALAND PROJECT

plan: 90/057/155
date: 18/08/2009
projection: MGA54

designed: ME
checked: WHB
drawn: ME

scale: 1:1000@A3
0 10 20

Taylor Burrell Barnett Town Planning & Design
187 Roberts Road Subiaco Western Australia 6008
p: (08) 9382 2911 f: (08) 9382 4586 e: admin@tbbplanning.com.au
© COPYRIGHT TAYLOR BURRELL BARNETT. ALL RIGHTS RESERVED. NO PART OF THIS DOCUMENT
SHALL BE REPRODUCED BY ANY FORM OR BY ANY MEANS, ELECTRONIC, MECHANICAL, PHOTOCOPYING,
MICRO COPYING OR RECORDING WITHOUT PERMISSION IN WRITING FROM TAYLOR BURRELL BARNETT.
ALL AREAS AND DIMENSIONS DISPLAYED ARE SUBJECT TO DEED SURVEY.